



COOL TOP[®]

Corrugated PVC Sheet



Overview

You can revamp the look of your home and grounds with Cool Top corrugated panels.

This lightweight and easy-to-install product can be used for patio covers, partitions, sliders, underdecking, and more, giving your home an attractive, functional, and economical upgrade.

Cool Top corrugated PVC panels work well with open sided and well-ventilated structures, and offer an easy and durable home improvement option, which is virtually maintenance-free.

Cool Top panels are resistant to chemicals and corrosive environments, and will maintain their colour and surface under the harshest conditions.

www.palram.com.au

Main Benefits



- Lightweight & easy to install
- Hail & impact resistant
- Ideal for arched roofs & curved walls
- Weather and UV resistant
- Requires minimum maintenance
- For every budget & application
- Excellent chemical resistance
- Non Corrosive
- High fire performance rating
- Temperature Working Range: -10^oc to 50^oc

Typical Applications


- Carports
- Porches
- Patio Enclosures
- Verandahs
- Pool Covers
- Awnings & Canopies
- Pergolas & Gazebos
- Shelters
- Fences and partition sheets
- Replacing Corrugated Fibreglass



Colors

Color		LT (%)
White		0
Beige		0

Profile

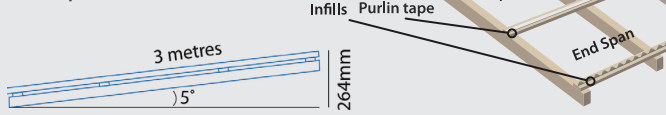
Profile	Designation	Drawing	Thickness	Width	Cover
Corrugated	76/18		1.0mm	660mm	532mm

- Do not install Cool Top over existing roof, without prior consultation with the manufacturer PALRAM.
- For contact details please refer to PALRAMS' official website at www.palram.com.au

Installation Guidelines

Step 1 - Purlins & Accessories

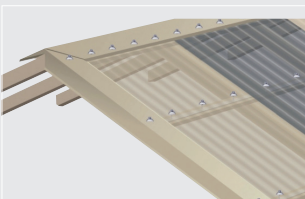
Maximum Purlin Spacing
 Profile: Corrugated
 End Span: 750 mm
 Mid Span: 1000 mm




Note: Insure that your roof pitch is at least 5°.

Never walk directly on COOL TOP, or any other Polycarbonate/PVC sheets. Use a board placed across at least 3 purlins to spread the load.


Step 3 - Capping & Flashings for various installations



APEX ROOF - Fit ridge capping to top of ridge where sheet meet and screw fix into top purlin.



AGAINST A WALL/FASCIA - Fit Barge capping to edge of sheet and apron flashing at the wall or fascia. Secure using recommended fixing screws.



UNDER A GUTTER - Fit Back Channel to fascia, slide sheet into channel and screw/fix, push foam in fill to underside of sheeting.

Weather and UV Resistance

Cool Top maintains its physical properties and attractive appearance despite exposure to all types of climatic conditions. These include harmful UV radiation, humidity, rain and snow. Cool Top also provides weather protection over a large temperature range, from -20°C to 50°C. Cool Top **should not** be used in the vicinity of chimneys where soot may fall on the sheets.

Flammability

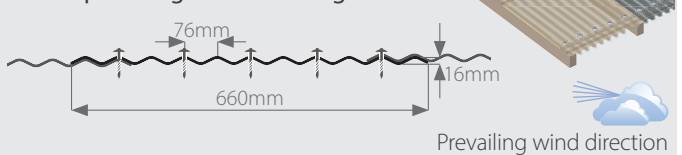
Cool Top complies with the most demanding international fire resistance standards in the field of plastics, as indicated in the detailed table herein. The classification is subject to product type, thickness and colour.

Method	Classification*
BS 476/7	Class 1
NSP 92501, 5	M-1
FMRC 4870	Class 1
EN1351	B, s3, d0

* For more detailed information please contact your Palram distributor.







Step 2 - Fixing

Profile: Corrugated
 End Span: every 2nd
 Mid Span: every 3rd
 Overlap: Corrugated - 2 Corrugations



OneShot® & Clearfix, a choice in fixing, Self Drilling 50 mm Screws save up to 50% on installation time.

Accessories

 Clearfix One Shot Self Drilling Screws can save up to 50% installation time.	 Back channel tape
 Capping	 Purlin tape
 Foam infill strips	 Foam infill strips

Warranties only apply to installations and maintenance that follow Palram installation instructions and specifications.



PALRAM SA/NT
 517A Cross Keys Road
 Cavan SA 5094
 Tel: (08) 8262 2288
 Fax: (08) 8262 3388
salessa@palram.com

PALRAM NSW/ACT
 Unit 2, 26 Redfern St.
 Wetherill Park, NSW 2164
 Tel: (02) 8788 6100
 Fax: (02) 8788 6199
salesnsw@palram.com

PALRAM QLD
 Unit 9C / 380 Bilsen Road
 Geebung QLD 4034
 Tel: (07) 3172 5581
 Fax: (07) 3172 5516
salesqld@palram.com

PALRAM VIC/TAS
 34 Buys Court
 Derrimut VIC 3030
 Tel: (03) 9219 4444
 Fax: (03) 9219 4455
salesvic@palram.com

PALRAM WA
 74 Christable Way
 Landsdale WA 6065
 Tel: (08) 9302 4173
 Fax: (08) 9302 5287
saleswa@palram.com



604895 - 03/2024

In as much as Palram Industries has no control over the use to which others may put the material, it does not guarantee that the same results as those described herein will be obtained. Each user of the material should make his own tests to determine the material's suitability for his own particular use. Statements concerning possible or suggested uses of the materials described herein are not to be construed as constituting a license under any Palram Industries patent covering such use or as recommendations for use of such materials in the infringement of any patent. Palram Industries or its distributors cannot be held responsible for any losses incurred through incorrect installation of the material. In accordance with our company policy of continual product development you are advised to check with your local Palram Industries supplier to ensure that you have obtained the most up to date information.

